




PRODUCT CATALOGUE

EFFECTIVE MAY 2021



Showroom: 210 Neilson Street, Onehunga, Auckland
www.cosell.co.nz | ph: (09) 527 0701 | email: sales@cosell.co.nz



CONTENTS

Chillers - Counter Top and Under Bench	2	Glass Door Insert and Shelving System	
Chillers - Under Bench and Small Vertical	3	Price List.....	19
Chillers - Backbar and Bottle Coolers.....	4	Projects	20
Pass Through Inserts and Custom.....	5	Projects	21
Chillers - Vertical Display.....	6	Wireless Temperature Monitoring	22
Freezers - Counter Top and Under Bench, Storage, Scoop Ice Cream and Gelato	7	Supermarket Cabinets.....	23
Freezers - Vertical Display	8	Remote Wide Multi-deck Cabinets	24
Kitchen Storage and Preparation Cabinets.....	9	Remote Low Height Cabinets	26
Ice Machines & Blast Chillers / Freezers	10	Remote Glass Door Freezers and Chillers	27
Horizontal Freezers - Storage and Display	11	Remote Island Freezers	28
Chilled Food Displays - Café & Bakery, Deli & Meat Serve-overs & Heated Multi-Decks.....	12	Remote Serve-Over Cabinets	29
Counter Top Food Displays.....	13	Specialty Display - Cheese Island	30
Multideck Chilled	14	Condensing Units.....	31
Multideck Chilled	15	Parts and Accessories	32
Multideck Chilled - Low Height	16	LED Lights - Glass Door Chiller or Freezer Inserts	33
Cool Room / Freezer Room Access Doors.....	17	What Else Do We Do?	
Glass Door Insert and Shelving System	18	Terms and Conditions	34

CHILLERS - COUNTER TOP AND UNDER BENCH

DELLWARE DW40T (No Compressor) Silent Absorption Chiller

Dimensions:	402mm W x 440mm D x 560mm H	
Capacity:	40 litres	
Temperature range:	+2°C / +8°C	
Features:	Absorption cooling	Triple Glazed Glass door with lock
	Glass door with lock	Suitable for Hotels, Motels, Rest Homes & Offices
	Manual thermostat	

\$495



DELLWARE SC20 Counter Top Impulse Chiller

Dimensions:	356mm W x 420mm D x 480mm H	
Capacity:	20 litres (holds 2 x 2 litre milk bottles)	
Temperature range:	+1°C / +10°C	
Features:	Fan assisted cooling	LED internal light
	Glass door with lock	1 fixed shelf plus base shelf
	Manual thermostat	

\$595



DELLWARE SC20-MILK Counter Top Milk Chiller (for Automated Coffee Machines)

Dimensions:	356mm W x 420mm D x 480mm H	
Capacity:	20 litres (holds 2 x 2 litre milk bottles)	
Temperature range:	+1°C / +10°C	
Features:	Fan assisted cooling	LED internal light
	Glass door with lock	4 x 6mm milk hose holes per side
	Manual thermostat	

\$620



HUSKY SC50W Counter Top Impulse Chiller

Dimensions:	435mm W x 495mm D x 510mm H	
Capacity:	50 litres	
Temperature range:	+1°C / +10°C	
Features:	Fan assisted cooling	LED internal light
	Glass door with lock	
	2 x chrome wire shelf (3 adjustment points)	Manual thermostat

\$635



EXQUISITE CTD78 Counter Top 360° Impulse Chiller

Dimensions:	425mm W x 420mm D x 985mm H	
Capacity:	78 litres	
Temperature range:	+2°C / +12°C	
Features:	Fan assisted cooling	LED internal lighting
	Curved glass doors front and rear with lock	3 x adjustable chrome wire shelves
	Digital thermostat and temperature display	

\$1095



DELLWARE SC60 Counter Top or Under Bench Chiller

Dimensions:	435mm W x 520mm D x 660mm H	
Capacity:	60 litres	
Temperature range:	+1°C / +10°C	
Features:	Fan assisted cooling	LED internal lighting
	Self closing glass door with lock	Black interior, black exterior
	2 adjustable shelves	Manual thermostat

\$755



DELLWARE J85 Under Bench Chiller

Dimensions:	506mm W x 565mm D x 780mm H	
Capacity:	85 litres	
Temperature range:	+1°C / +10°C	
Features:	Fan assisted cooling	LED internal lighting
	Curved double glazed glass door, with lock	3 adjustable shelves
	Manual thermostat	Digital temperature display

\$810



DELLWARE SC115 Under Bench Chiller

Dimensions:	600mm W x 505mm D x 870mm H	
Capacity:	115 litres	
Temperature range:	+1°C / +10°C	
Features:	Fan assisted cooling	LED Internal lighting
	Double glazed glass door, with lock	2 adjustable shelves
	Manual Thermostat	

\$1060



UNIFRIGOR VPS/C014 Under Bench Chiller

Dimensions:	630mm W x 570mm D x 845mm H	
Capacity:	140 litres	
Temperature range:	+1°C / +10°C	
Features:	Fan assisted cooling	LED internal lighting
	Self closing glass door, with lock	3 adjustable shelves 1/1 gastronome
	Digital Controller and temperature display	*Matches VNS014 freezer

\$1705



TEFCOLD FS1220 Single Door Chiller

Dimensions:	595mm W x 600mm D x 1315mm H	
Capacity:	215 litres	
Temperature range:	+1°C / +10°C	
Features:	Fan assisted cooling	Internal light
	Glass door with lock	4 adjustable shelves
	Manual thermostat	

\$1595



CHILLERS - BACKBAR AND BOTTLE COOLERS

DELLWARE SC182H & SC182S

Back Bar or Under Bench Chillers (Hinged and Sliding Doors)

Dimensions:	900mm W x 525mm D x 870mm H	
Capacity:	190 litres	
Temperature range:	+1°C / +10°C	
Features:	Fan assisted cooling	LED internal lighting
	Front vented, can be built into joinery etc	2 adjustable shelves per door
	2 x hinged, glass doors, with lock-SC182H	2 x sliding, glass doors with lock-SC182S
	Digital Controller	

\$1425



DELLWARE SC288H & SC288S

Back Bar or Under Bench Chillers (Hinged and Sliding Doors)

Dimensions:	1355mm W x 525mm D x 870mm H	
Capacity:	288 litres	
Temperature range:	+1°C / +10°C	
Features:	Fan assisted cooling	LED internal lighting
	Front vented, can be built into joinery etc	2 adjustable shelves per door
	3 x hinged, glass doors, with lock-SC288H	3 x sliding, glass doors with lock-SC288S
	Digital Controller	

\$2085



DEBONAIR REMOTE REFRIGERATION - BOTTLE COOLERS

Hinged (BCHR) or Sliding (BCSR)

Dimensions:	600mm D x 900mm H	1200mm	1800mm	2400mm
Capacity:		388 Litres	599 Litres	811 Litres
Doors:		2 Doors	3 Doors	4 Doors
Temperature range:	+1°C - +6°C, +25°C / 65% RH			
Bottle Cooler Features:	Electronic Controller with LED temp display	Fan forced air flow		
	Model comes with a remote unit outside the model with LP/HP Switch and Drier	2 x sliding, double glazed glass doors (BCSR)		
	Cabinet colour: Black Interior / Exterior	Base toe runner, wheels or legs available		
	Low energy long life LED lights			



2 Doors

\$7660

3 Doors

\$9330

4 Doors

\$11240

DEBONAIR INTEGRAL REFRIGERATION - BOTTLE COOLERS

Hinged (BCHI) or Sliding (BCSI)

Dimensions:	600mm D x 900mm H	1600mm	2200mm	2800mm
Capacity:		388 Litres	595 Litres	811 Litres
Doors:		2 Doors	3 Doors	4 Doors
Temperature range:	+1°C - +6°C, +25°C / 65% RH			
Bottle Cooler Features:	Electronic Controller with LED temp display	Fan forced air flow		
	Model comes with a cooling unit inside the cabinet, no installation required	Slide out condensing unit		
	2 x sliding, double glazed glass doors (BCSI)	2 x adjustable shelves per door		
	Cabinet colour: Black Interior / Exterior	Base toe runner		
	Low energy long life LED lights			



\$7880

2 Doors

\$9645

3 Doors

\$11880

4 Doors

DEBONAIR INTEGRAL REFRIGERATION - KEG CABINETS

Model:		KC2	KC3	KC4	KC5
Dimensions:	600mm D x 900mm H	1600mm	1900mm	2200mm	2600mm
Capacity:		2 x 50L KEGS	3 x 50L KEGS	4 x 50L KEGS	5 x 50L KEGS
Doors:		2 Doors	3 Doors	4 Doors	5 Doors



\$7995

2 Doors

\$8995

3 Doors

\$9775

4 Doors

\$11775

5 Doors

PASS THROUGH INSERTS FOR COOL ROOMS

BCSP Range

Dimensions:	600mm D x 900mm H	1200mm	1800mm	2400mm
Capacity:		388 Litres	599 Litres	811 Litres
Doors:		2 Doors	3 Doors	4 Doors
Bottle Cooler Features:	Cabinets are pass through cabinet inserts for Cool Room use	Low energy long life LED lights with switch		
	Heated cabinet fascia trim	Two shelf levels per door openings		
	Hinged door options to 1200mm + 1750mm height	Sliding door cabinet come sliding, self closing options in glass or solid panel		
	Hinged doors available in glass or solid panel			



\$5845 **\$6755** **\$8265**
2 Doors 3 Doors 4 Doors

CUSTOM CABINET OPTIONS:

- Medium height cabinets (1200mm high) to suit all Bottle Cooler listed cabinets
- Double height cabinets (1750mm high) with sliding or hinged doors to suit all Bottle Cooler listed cabinets
- Double access cabinets with sliding or hinged doors on both sides
- Special builds to client specifications
- Bottle Cooler and Cabinet Cool Room insert sizes available up to 4800mm long

COOL ROOMS

CoSell Limited design, supply and install Cool rooms and Freezer rooms for many general purpose applications such as:

- Hospitality - Restaurant & Cafes
- Manufacturers and Wholesalers
- Combination rooms - display and storage where space is at a premium
- Specialty temperature and humidification rooms
- Blast Chillers and Freezers
- Kitset Coolrooms and Freezers

PRODUCT FEATURES:

- Quality commercial materials and components
- Refrigeration from world leading manufacturers
- After sales support and service

OPTIONS:

- On Runners
- Ply or treadplate floor
- Suitable for outside or inside
- Hinge and Sliding Door



CHILLER TRAILERS

New Zealand made Refrigerated Trailers and Refrigerated Rooms perfect for functions or stock overflow. Built in CoSell's Christchurch factory to meet customers specifications.

Standard options include:

Chiller / Freezer Trailers

- Small trailers box size: 2.0 x 1.4 x 1.7m (H), suitable for catering for 100-125 people
- Med trailer box size: 2.4 x 1.8 x 1.9m (H)
- Large trailers box size 3.0 x 2.0 x 2.2m (H), trailers for bigger events



CHILLERS - VERTICAL DISPLAY

PROCOOL UL400AL Single Door Chiller

Dimensions:	600mm W x 620mm D x 1925mm H	
Capacity:	377 litres	
Temperature range:	+1°C / +10°C	
Features:	Fan assisted cooling	Illuminated light box
	Self closing glass door with lock	4 adjustable shelves
	Digital Controller	LED Internal Lighting
	Bottom mounted refrigeration system	Castors Fitted (2 with Brakes)

\$1645



PROCOOL UL1000AL/UL1000ALS Double Door Chillers (Hinged Or Sliding Doors)

Dimensions:	1130mm W x 720mm D x 2020mm H	
Capacity:	920 litres	
Temperature range:	+1°C / +10°C	
Features:	Bottom mounted refrigeration system	4 adjustable shelves per door
	Illuminated light box	Vertical LED Internal Lighting
	2 x hinged or sliding, self closing glass doors, with lock	Castors Fitted (2 with Brakes)
		Digital Controller

\$2745



ICCOLD-FC BS75 Single Door Chiller

Dimensions:	750mm W x 710mm D x 2030mm H (without lightbox)	
Capacity:	650 litres	
Temperature range:	+1°C / +10°C	
Features:	Bottom Mounted Refrigeration system	Vertical LED lights
	Black Interior/Exterior	5 adjustable shelves
	Self closing glass doors	Digital Controller
	Castors Fitted (2 with Brakes)	Overall height with lightbox 2310mm
	Optional Illuminated light Box (280mm)	Power Supply 10 amps

\$2085

Optional Light Box
Add \$125



ICCOLD-FC BD126 Double Door Chiller

Dimensions:	1253mm W x 710mm D x 2030mm H (without lightbox)	
Capacity:	1000 litres	
Temperature range:	+1°C / +10°C	
Features:	Bottom Mounted Refrigeration system	Vertical LED lights
	Black Interior/Exterior	5 adjustable shelves
	Self closing glass doors	Digital Controller
	Castors Fitted (2 with Brakes)	Power Supply 10 amps
	Optional Illuminated light Box (280mm)	Overall height with lightbox 2310mm

\$3075

Optional Light Box Add \$175



ICCOLD-FC BT188 Triple Door Chiller

Dimensions:	1880mm W x 710mm D x 2030mm H (without lightbox)	
Capacity:	1530 litres	
Temperature range:	+1°C / +10°C	
Features:	Bottom Mounted Refrigeration system	Vertical LED lights
	Optional Illuminated light	5 adjustable shelves
	Self closing glass doors	Digital Controller
	Castors Fitted (4 with Brakes)	Power Supply 10 amps
	Black Interior/Exterior Box (280mm)	Overall height with lightbox 2310mm

\$4175

Optional Light Box Add \$205



FREEZERS - COUNTER TOP AND UNDER BENCH, STORAGE, SCOOP ICE CREAM AND GELATO

DELLWARE Counter Top Freezers

Range:	SD50	SD90
Dimensions:	570mm W x 530mm D x 540mm H	610mm W x 540mm D x 670mm H
Capacity:	50 litres	90 litres
Temperature range:	-18°C / -20°C	-18°C / -20°C
Features:	Static refrigeration	Self closing triple glazed glass door with lock
	Manual thermostat	LED internal light
	2 adjustable shelves - SD50	3 adjustable shelves - SD90



SD50 **\$985**



SD90 **\$1315**

UNIFRIGOR VNS/C014 Under Bench Freezer

Dimensions:	630mm W x 567mm D x 850mm H	
Capacity:	140 litres	
Temperature range:	-18°C / -20°C	
Features:	Static refrigeration-fan assisted	LED internal lighting
	Self closing heated glass door with lock	3 adjustable shelves GN 1/1 size
	Digital Controller	*Matches VPS/C014 chiller

\$2085



FRIGRITE NLD1 Single Door Freezer

Dimensions:	600mm W x 750mm D x 2085mm H	
Capacity:	420 litres	
Temperature range:	-18°C / -22°C	
Features:	Fan forced refrigeration	2 x Vertical LED lights
	Illuminated light panel	5 adjustable shelves
	Self closing glass door	Digital Controller
	Castors fitted-2 with brake	

\$4065



HIRON SD415S2 Ice Cream Freezer

Dimensions:	1350mm W x 838mm D x 1245mm H	
Capacity:	10 x 5 Litre trays or 8 x 16 Litre +2 x 10 litre boxes	
Temperature range:	-14°C / -18°C	
Features:	Static cold-wall refrigeration	Flat glass canopy with internal light
	Sliding glass lids	Rear under storage compartment
	Castors fitted	Supplied complete with 10 x 5 litre rack frame
	Manual thermostat	

\$3695



FREEZERS - VERTICAL DISPLAY

ICCOLD FD BS75AH Single Door Freezer

Dimensions:	750mm W x 710mm D x 2030mm H (without lightbox)	
Capacity:	650 litres	
Temperature range:	-18°C / -22°C	
Features:	Bottom Mount Refrigeration	Vertical LED lights
	Black Interior/Exterior	5 adjustable shelves
	Self closing glass doors	Digital Controller
	Castors fitted-2 with brake	Overall height with lightbox 2310mm
	Optional Illuminated light Box (280mm)	Power Supply 10 amps



\$3955

Optional Light Box
Add \$125

ICCOLD FD BD126AH Double Door Freezer

Dimensions:	1253mm W x 710mm D x 2030mm H (without lightbox)	
Capacity:	1000 litres	
Temperature range:	-18°C / -22°C	
Features:	Bottom Mount Refrigeration	Vertical LED lights
	Black Interior/Exterior	5 adjustable shelves per door
	Self closing glass doors	Digital Controller
	Castors fitted-2 with brake	Overall height with lightbox 2310mm
	Optional Illuminated light Box (280mm)	Power Supply 15 amps



\$5775

Optional Light Box Add \$175

ICCOLD FD BT188AH Three Door Freezer

Dimensions:	1880mm W x 710mm D x 2030mm H (without lightbox)	
Capacity:	1530 litres	
Temperature range:	-18°C / -22°C	
Features:	Bottom Mount Refrigeration	Vertical LED lights
	Black Interior/Exterior	5 adjustable shelves per door
	Self closing glass doors	Digital Controller
	Castors fitted-2 with brake	Overall height with lightbox 2310mm
	Optional Illuminated light Box (280mm)	Power Supply 15 amps



\$8745

Optional Light Box Add \$205

KITCHEN STORAGE AND PREPARATION CABINETS

SHARECOOL GN Horizontal Chiller Workbench

Dimensions:	700mm D x 850mm H	
Temperature range:	+2°C / +8°C	
Features:	Fan assisted refrigeration	2 adjustable shelves per door
	Stainless steel interior/ exterior and work-top	Digital Controller
	Castors fitted	Self closing solid door

GN1100TN 1200 long,
1 door, 250 litres,
Shelf dim - 630 x 605

\$2805

GN2100TN 1360mm
long, 2 doors, 260 litres,
Shelf dim - 328 x 570

\$3245



GN3100TN 1795mm
long, 3 doors, 400 litres,
Shelf dim - 328 x 570

\$4235

GN4100TN 2230mm
long, 4 doors, 540 litres,
Shelf dim - 328 x 570

\$4575

SHARECOOL GN Horizontal Freezer Workbench

Dimensions:	700mm D x 850mm H	
Temperature range:	-18°C / -22°C	
Features:	Fan assisted refrigeration	2 adjustable shelves per door
	Stainless steel interior/ exterior and work-top	Digital Controller
	Castors fitted	Self closing solid door

GN1100BT, 1200 long,
1 door, 250 litres,
Shelf dim - 630 x 605

\$3290

GN2100BT 1360mm
long, 2 doors, 282 litres,
Shelf dim - 328 x 570

\$3845



GN3100BT 1795mm
long, 3 doors, 505 litres,
Shelf dim - 328 x 570

\$4675

GN4100BT 2230mm
long, 4 doors, 720 litres,
Shelf dim - 328 x 570

\$5456

SHARECOOL GN650TN Vertical Single Door Chiller

Dimensions:	740mm W x 830mm D x 2040mm H	
Capacity:	580 litres	
Temperature range:	+2°C / +8°C	
Features:	Stainless steel interior/exterior	5 adjustable shelves 530mm W x 640mm D
	Self closing solid door	Digital Controller
	Castors fitted	

\$3295



SHARECOOL GN650BT Vertical Single Door Freezer

Dimensions:	740mm W x 830mm D x 2040mm H	
Capacity:	580 litres	
Temperature range:	-18°C / -22°C	
Features:	Stainless steel interior/exterior	5 adjustable shelves 530mm W x 640mm D
	Self closing solid door	Digital Controller
	Castors fitted	

\$4395



SHARECOOL GN1410TN Vertical Double Door Chiller

Dimensions:	1480mm W x 830mm D x 2040mm H	
Capacity:	1285 litres	
Temperature range:	+2°C / +8°C	
Features:	Stainless steel interior/exterior	5 adjustable shelves per door 530mm W x 640mm D
	Self closing solid doors	Digital Controller
	Castors fitted	

\$4345



SHARECOOL GN1410BT Vertical Double Door Freezer

Dimensions:	1480mm W x 830mm D x 2040mm H	
Capacity:	1285 litres	
Temperature range:	-18°C / -22°C	
Features:	Stainless steel interior/exterior	5 adjustable shelves per door 530mm W x 640mm D
	Self closing solid doors	Digital Controller
	Castors fitted	

\$6045



BLAST CHILLER / FREEZER

		BC-5T	BC-10T
Width	mm	725	725
Depth	mm	795	795
Height	mm	865	1400
Temperature	°C	+30°C / -32°C	+30°C / -32°C
Capacity		90 Litres 5 x GN 1/1 Pans or 400mm x 600mm Trays	188 Litres 10 x GN 1/1 Pans or 400mm x 600mm Trays
Power Supply		10 Amp	
Features		Castors Fitted	

\$6565



\$10,050




CS RANGE

Self Contained Cubed Ice
Daily Production Range: 23kgs - 7kgs
Storage Range: 82kgs - 42kgs



MC RANGE

Modular Head Units - Cubed Ice Daily Production Range:
138kgs - 431kgs



SF RANGE

Self Contained - Model SF 80
Daily Production Range: 84kgs
Storage: 20kgs



MF RANGE

Modular Head Units - Flake Ice
Daily Production Range: 114kgs - 315kgs



SB RANGE

Storage Bins to suit Modular Cubed and Flake Ice
Units Storage Capacity Range: 129kgs - 406kgs



AS/NZ Compliance



MEPS Approved

HORIZONTAL FREEZERS - STORAGE AND DISPLAY

TEFCOLD CF-S Horizontal Chest Freezer

Dimensions:	716mm D x 885mm H	
Temperature range:	-14°C / -24°C	
Features:	Stainless steel work-top	Handle with lock
	Manual thermostat	Display thermometer
	Castors fitted	



CF300S 1015mm long,
296 litres
\$1425

CF500S 1555mm long,
492 litres
\$1975

CF700S 2055mm long,
675 litres
\$2625

BAILI SD Horizontal Display Freezer

Dimensions:	936mm D x 770mm H	
Temperature range:	-18°C / -20°C	
Features:	Static, cold wall refrigeration	Glass sliding lids on rollers
	Lift out baskets	Digital temperature display
	Castors fitted	Manual thermostat



SD530 1536mm long,
530 litres
\$2805

SD750 2036mm long,
750 litres
\$3135

SD980 2536mm long,
980 litres
\$3685

GENERAL FUSHI VIRGIN Horizontal Trough-Dual Temperature Freezer/Chiller

Dimensions:	1040mm D x 945mm H	
Temperature range:	Freezer -18°C / -22°C	
Temperature range:	Chiller +1°C / +4°C	
Features:	Forced Draft-auto defrost refrigeration	Panorama Side Glass
	Digital Thermostat and Temperature display	Castors Fitted



VIS 1098SL-07,
2080mm long
\$7105

VIS 1098SL-08,
2580mm long
\$8415


ICCOLD ZCD Horizontal Auto Defrost Dual Temperature Freezer/Chiller

Dimensions:	850mm D x 930mm H	
Temperature range:	Freezer -18°C / -20°C	
Temperature range:	Chiller +1°C / +4°C	
Features:	Static refrigeration Auto defrost	LED internal lights
	Push-up lids	Angled display towards customer
	Robust internal racks	Digital Controller

ZCD-E185S (end case), 1850mm long
630 litres
\$3905

ZCD-L210S, 2100mm long
850 litres
\$4125

ZCD-L250S, 2500mm long
1000 litres
\$4395



Flexible location options-stand alone or line-up.
Trim and joining kits. Price on application.

CHILLED FOOD DISPLAY - CAFÉ & BAKERY, DELI & MEAT SERVE-OVERS & HEATED MULTI-DECKS



SHARECOOL Café & Bakery Display Cabinets

Dimensions:	700mm D x 1350mm H	
Temperature range:	+2°C / +6°C	
Features:	Fan assisted refrigeration	LED top and shelf lighting
	Stainless steel base	3 adjustable shelves plus base shelf
	Double glazed front, side and top glass	Double glazed rear sliding doors
	Castors fitted - 2 with brake	Digital thermostat and temperature display
	Anti Fog System	



FSC09, 900mm Long

\$5065

FSC12, 1200mm Long

\$5880

FSC15, 1500mm Long

\$6980

FSC18, 1800mm Long

\$7815

VENICE - VSGBJM Integral Serve-Over Cabinets

Dimensions:	1160mm D x 1230mm H	
Temperature range:	-1°C / +10°C	
Features:	Fan assisted refrigeration	Internal LED light
	Straight lift-up front glass	Black Exterior
	Stainless Steel Interior	Digital thermostat and temperature display
	Castors with Levelling Feet	Panoramic Glass End Walls



VSGBJM-P04A,
1330mm Long

\$6647

VSGBJM-P06A,
1945mm Long

\$8568

VSGBJM-P08A,
2580mm Long

\$10,224

VSGBJM-12A,
3780mm Long

\$12,938

NEWGEN MD Heated Multi-Deck Food Display

Dimensions:	975mm D x 1905mm H	
Temperature range:	+65°C / +85°C	
Square Glass Features:	Heated fan assisted air curtain technology	Illuminated light panel
	Pre Heat Curtain	Top canopy lights
	3x stainless steel shelves plus base shelf	Panoramic glass end walls
	Castors fitted as standard – 2 with brake	Digital thermostat and temperature control



MD35, 360mm long

\$8745

MD60, 600mm long

\$9765

MD100, 1020mm long

\$11,935

MD120, 1200mm long

\$14,025



Rotor counter top food display cabinets are a great cost effective solution for small footprint stores. Available in 3 sizes of chilled and 2 matching heated size options suitable to suit a variety of applications. Rotor cabinets have high class features at a fraction of the cost of other food display cabinet option such as stylish curved glass, LED lights and digital temperature displays.

All models simply plug-in to 10amp, 3 pin plug and are ready to start work.

RTW - Chilled Food Displays

REFRIGERATED COUNTER TOP DISPLAY - ROTOR RTW				
Model		RTW 105	RTW 120	RTW 160
Width including wall ends	mm	682	705	874
Depth	mm	450	568	468
Height	mm	675	685	685
Temperature	C°	0°C / +12°C		
Volume	Litres	105	120	160
Power	Amps	10	10	10
Pricing		\$1315	\$1645	\$1865



STANDARD FEATURES

- Internal LED Lighting
- Digital temperature control and display
- Adjustable chrome plated shelves
- Double glazed
- Sliding rear doors
- Automatic defrost

RTR - Heated Food Displays

HEATED COUNTER TOP DISPLAY - ROTOR RTR			
Model		RTR 120L	RTR 160L
Width including wall ends	mm	685	856
Depth	mm	568	568
Height	mm	685	670
Temperature	C°	+30°C / +90°C	
Volume	Litres	120	160
Power	Amps	10	10
Pricing		\$1095	\$1425



STANDARD FEATURES

- Internal LED Lighting
- Digital temperature control and display
- Adjustable chrome plated shelves
- Sliding rear doors

MULTIDECK CHILLED - PASTORFRIGOR GENOVA

The **Genova Multi-deck** has unique features typical of a full size supermarket case but with the flexibility of integral (plug-in) refrigeration. Features such as the low height front, reduced canopy and full depth shelves allow for a larger display area than typical integral multi-decks.

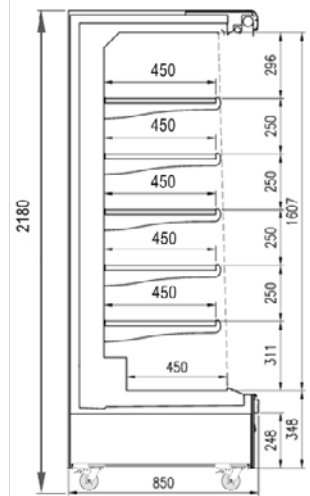
The **Genova Multi-deck** is available in 4 lengths and can be multiplexed (joined) to make a virtually seamless line-up.

GENOVA MULTI-DECK					
Model		GEN937	GEN1250	GEN1875	GEN2500
Width including wall ends	mm	1017	1330	1955	2580
Depth mm	mm	850			
Height mm (Including Castors)	mm	2180			
Temperature	C°	+2°C / +7°C			
Power	Amps	10	10	15	15
Pricing		\$9,950	\$10,950	\$14,950	\$17,950



STANDARD FEATURES

- Panoramic Glass Endwalls
- 5 Adjustable Shelves + Base
- Manual Night Blind
- Digital Thermometer & Electronic Controller
- Black External & Internal Colour Standard
- External and internal colour options available ex factory
- Grey PVC Bumper
- Led Shelf and T8 Canopy Lighting
- Hot Gas Defrost
- Scroll Compressor
- Slide Out Condensing Unit for ease of service
- Castors fitted



GENOVA OPTION - WITH DOORS, MATCHING FREEZER



CHILLER

FREEZER

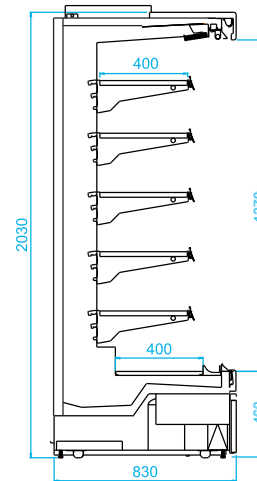
MULTIDECK CHILLED - VENCE

The Vence Multi-deck is a stylish but robust display cabinet suitable for many applications.

The low front creates a large, well-lit display area with top canopy and LED shelf lighting to each level.


Available in 3 lengths and suitable for a variety of product types including Fresh meat, Dairy and Produce.

VENCE - VVS1939D				
Model		R/P04A	R/P06A	R/P08A
Width including wall ends	mm	1330	1960	2580
Depth mm	mm	830		
Height mm	mm	2030		
Temperature	C°	+2°C / +7°C		
Power	Amps	10	10	15
Pricing		\$8,950	\$10,950	\$13,500



STANDARD FEATURES

- Panoramic Glass End Walls
- 5 Adjustable Shelves Plus Base
- Manual Night Blinds
- Digital Controller
- Black Interior / Exterior
- LED Shelf & Top Canopy Lighting
- Automatic Evaporation
- Castors Fitted

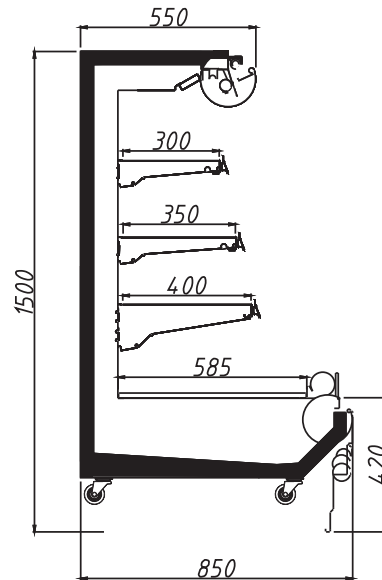


LOW HEIGHT MULTIDECK CHILLED - VIENNA

The Vienna Low Height Multi-deck is a quality display solution for a large number of applications. Being a $\frac{3}{4}$ height merchandiser means that a complimentary display can be built around the cabinet or as a stand alone option customers can still view the rest of the store.

Available in 3 lengths and suitable for a variety of product types including Fresh meat, Dairy and Produce.

VIENNA VVN1558				
Model		P04A	P06A	P08A
Width including wall ends	mm	1440	2065	2690
Depth mm	mm	850		
Height mm (Including Castors)	mm	1580		
Temperature	C°	+2°C / +7°C		
Power	Amps	10	10	15
Pricing		\$8,320	\$10,132	\$12,330



STANDARD FEATURES

- Panoramic Glass End Walls
- 5 Adjustable Shelves Plus Base
- Manual Night Blinds
- Digital Contoller
- Black Interior | Exterior
- LED Shelf & Top Canopy
- Lighting Automatic Evaporation
- Castors Fitted

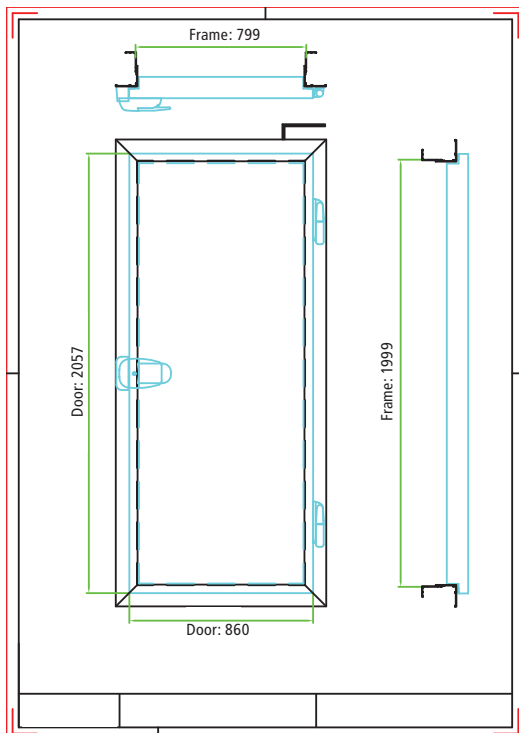


- Full Surround PBFS2080 and Wiper Gasket - PBWG2080
- Hinged access doors suitable for Coolrooms and Freezer Room applications
- Dual purpose doors with heated frames - 2000mm High x 800mm clear opening
- Reversible door hinging
- Quality egress door hardware, latch with safety release
- Simple installation - full kit provided, no additional extrusion or hardware required



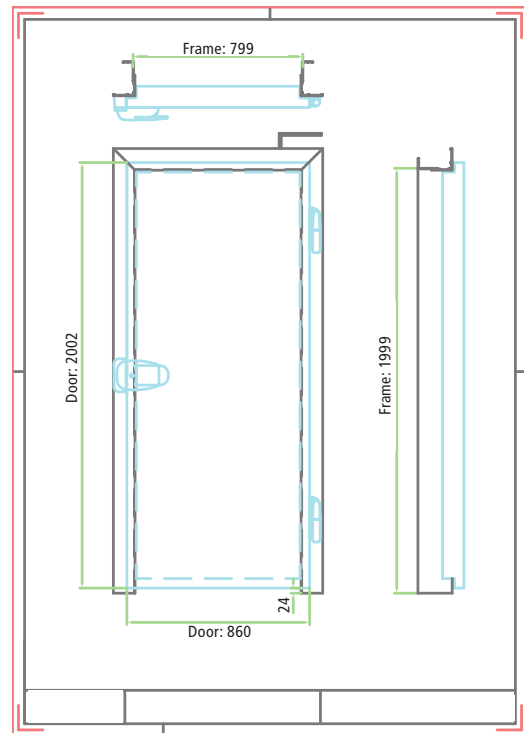
Full Surround Door Frame PBFS 2080

\$1875 +GST



Wiper Gasket Door Frame PBWG 2080

\$1795 +GST



Modular Chiller and Freezer Glass door insert system for display coolrooms and freezer rooms. Frames are available in 1, 2, 3, 4 & 5 door modules and can be easily joined to make any combination of doors required.

All doors are reversible and can be LH or RH hinged. (LH Opening Standard). Self closing condensation free doors.

CHILLER DOORS - HEATED, DOUBLE GLAZED, ARGON FILLED

Black Finish – Heated Frame – LED Mullion Lights with Transformer

Doors		1 Door	2 Door	3 Door	4 Door	5 Door
Width	mm	760	1476	2204	2928	3660
Height	mm	1775				



COSELL GLASS DOOR INSERT SYSTEM ADVANTAGES

- Reduced energy costs, combination storage and display rooms can be built to allow rear loading of chilled or frozen product without the need for a separate refrigeration system
- Glass door displays are considerably more energy efficient than open front display cabinets
- Better space utilisation, expensive shop footprints can be better maximised using a vertical glass door display system

SHELVING - 5 SHELVES PER DOOR WITH TELESCOPIC POSTS

Shelves supplied complete with brackets and front / rear stoppers

Doors	1	2	3	4	5	6	7	8	9	10
Posts	2	3	4	5	6	8	9	10	11	12
Shelves	5	10	15	20	25	30	35	40	45	50



SHELVING

- Fully adjustable shelving system
- Telescopic posts, adjustable to suit the height of the room
- Standard 5 tiers per bay
- Robust, black powder-coat steel shelves 715mm wide x 585mm deep

GRAVITY FEED SHELVING SYSTEM

The patented 'Roller deck' and divider system simply sits on the shelf and the gradient of the product angle is adjusted through the shelf bracket. The CoSell Gravity Feed Shelving matches our existing shelving. Wire dividers, acrylic front and rear stoppers ensure that the products can be uniformly displayed, easily picked by the customer and quickly reloaded by staff.



AS/NZ Compliance



MEPS Approved

Prices shown are for frames complete with doors.

CHILLER DOORS - HEATED, DOUBLE GLAZED		
OPENING	SIZE (WIDTH X HEIGHT)	PRICE
1 door frame	760mm x 1775mm	\$1,480
2 door frame	1476mm x 1775mm	\$2,230
3 door frame	2204mm x 1775mm	\$3,275
4 door frame	2928mm x 1775mm	\$4,255
5 door frame	3660mm x 1775mm	\$5,200
Frames: Black finish, Heated frame, LED lights with transformer		

FREEZER DOORS - HEATED, TRIPLE GLAZED		
OPENING	SIZE (WIDTH X HEIGHT)	PRICE
1 door frame	760mm x 1775mm	\$1,645
2 door frame	1476mm x 1775mm	\$2,640
3 door frame	2204mm x 1775mm	\$3,835
4 door frame	2928mm x 1775mm	\$4,610
5 door frame	3660mm x 1775mm	\$5,550
Frames: Black finish, Heated frame, LED lights with transformer		


All doors are reversible and can be LH or RH hinged. LH is standard hinging.

SHELVING

Prices shown are based on 5 adjustable shelves per door with telescopic posts.
Shelves supplied complete with brackets and front and rear stoppers. Price ticket strips not included.

CONTENTS		
1 door	2 posts, 5 shelves	\$805
2 door	3 posts, 10 shelves	\$1,615
3 door	4 posts, 15 shelves	\$2,365
4 door	5 posts, 20 shelves	\$3,090
5 door	6 posts, 25 shelves	\$3,905
6 door	8 posts, 30 shelves	\$4,510
7 door	9 posts, 35 shelves	\$5,300
8 door	10 posts, 40 shelves	\$5,995
9 door	11 posts, 45 shelves	\$6,745
10 door	12 posts, 50 shelves	\$7,500

ADDITIONAL COMPONENT PRICES		
Extra shelf with brackets	Shelf with stoppers and 2 brackets	\$140
Price ticket holder	30mm high ticket strip, adhesive back, clear front	\$7.50
Gravity Shelf	Includes - roller deck, front and rear stoppers, 10 product dividers	\$215
Additional Wire product dividers		\$5.00





WIRELESS TEMPERATURE MONITORING

MSX Temperature Monitoring is a fully managed solution, we can take care of the installation, configuration, training and maintenance nationally. MSX wireless sensors can easily be installed in coolrooms, freezers, display cabinets and more.

Alarm notifications are sent instantly via SMS and email, and hourly summary reports can be sent daily to your inbox for compliance purposes.

MSX solves 3 Significant Problems:

Finding out too late about an equipment malfunction can result in thousands of dollars worth of damage and product loss
Manually checking and recording temperatures several times a day for food safety reporting can add up to hours of lost time
Using paper to record temperature is error-prone and easy to lose or damage. Trying to find data later is a slow manual process

MSX has been developed in New Zealand to suit the needs of many industry groups including:

- Supermarkets and Convenience stores
- Food Processors and Manufacturers
- Hotels and Restaurants
- Fast Food Chains
- Laboratories -Pharmaceutical and Vaccine storage
- Cold Storage-warehousing, distribution and transport

The batteries last well over a year and all data is available to you 24/7 on our industry leading web platform on desktop and mobile



RCW-2100 Devices

Operating Temperature:	-30°C to +65°C
External Sensor Range:	-55°C to +155°C
Accuracy:	±0.5°C
Offline Capacity:	20,000 data points
Log interval:	1 min - 24 hours
Battery Life:	1 year @ 10 min intervals
Protection grade:	IP65
Dimensions:	100 x 62 x 24mm
Battery:	2 x ER14335 3200 mAh lithium
Case:	Removable magnetic

RCW-2200 Devices

Operating Temperature:	-20°C to +65°C
External Sensor Range:	-150°C to +150°C
Accuracy:	±0.5°C
Offline Capacity:	20,000 data points
Log interval:	1 min - 24 hours
Battery Life:	1 year @ 10 min intervals
Protection grade:	IP64
Dimensions:	110 x 70 x 18mm
Battery:	Rechargeable 4.2V lithium
Case:	Removable magnetic



RCW-2000 Collectors

Range to Sensors:	100m line-of-sight
Dimensions:	130 x 130 x 35mm
Capacity:	2 or 30 sensors
Power Supply:	240V AC
Internal Backup Battery:	up to 2 days
Network:	WiFi 2.4GH WPA2
Operating Temperature:	-10°C to 45°C




Co Sell are proud to represent General Fushi as the exclusive agent for their full range of Supermarket and Convenience store cabinets.

General Fushi are a leading edge manufacturer and trusted supplier to some of the world's largest supermarket chains including Walmart, Tesco and 7/11 and Alibaba Hypermarkets.



In addition to supermarket display cabinets General Fushi also specializes in the manufacture of compressor racks, heat exchangers and other specialty refrigeration equipment. They have significant experience in the supply and installation of CO2 and Water Cooling systems (water-loop) for Supermarkets.



General Fushi cabinets are built using leading brand, quality components, machinery and techniques. They have 4 certified in-house testing laboratories and a quality team of engineers to ensure that all equipment meets the required AS/NZ market standards including MEPS (Minimum Energy Performance Standards).

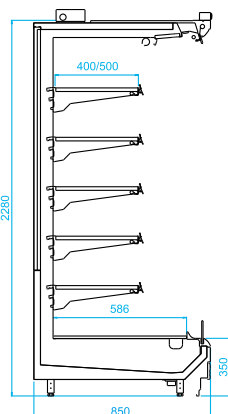
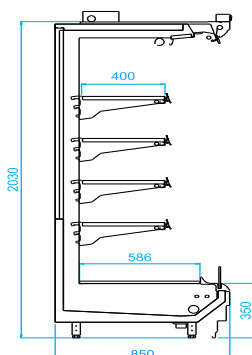

All General Fushi cases are built to minimise running costs utilising energy-efficient coils and EC fan motors for optimum performance. Options such as display doors for multi-deck cabinets are a standard solution. The combination of durable construction with quality components and engineering ensures a long, commercial life for all General Fushi equipment supplied by Co Sell.

STANDARD FEATURES

- 5 Adjustable Shelves Plus Base
- EC Fan energy efficient motors
- Manual - slow release night-blinds
- Digital Temperature Control & Display
- LED, Shelf and Canopy lighting
- Shelf Fences and Price Ticket trips
- Standard Colour - Black Interior
- Standard Colour - Black Exterior
- Robust Trolley Bumpers

OPTIONS

- D= Dairy +1°C / +4°C
- M = Meat -1°C / +1°C
- 2 heights - 2030mm and 2280mm
- Top Mirrors
- Hang Sell Bars and Prongs
- White Interior - Ex Factory
- External decor panels painted to suit Ex Factory
- Solid Mirror End Walls (40mm)
- Panoramic Glass End Walls (40mm)
- Multiplex joining to make display line ups
- Stainless Steel Trolley Bumpers



Model	Dimension/mm
VVN2035D/M-R04C	1250 x 850 x 2030
VVN2035D/M-R06C	1875 x 850 x 2030
VVN2035D/M-R08C	2500 x 850 x 2030
VVN2035D/M-R012C	3750 x 850 x 2030
2.0m VVN2035D/M-RECC	1875 x 850 x 2030

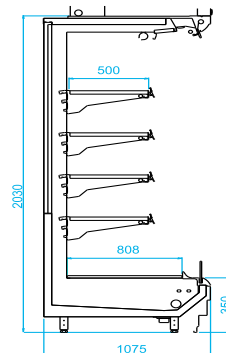
Model	Dimension/mm
VVN2235D/M-R04C	1250 x 850 x 2280
VVN2235D/M-R06C	1875 x 850 x 2280
VVN2235D/M-R08C	2500 x 850 x 2280
VVN2235D/M-R012C	3750 x 850 x 2280
2.2m VVN2235D/M-RECC	1875 x 850 x 2280

STANDARD FEATURES

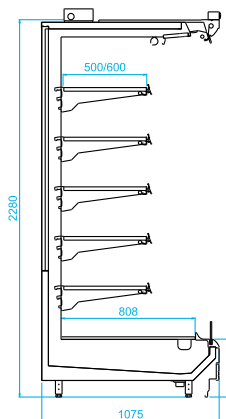
- 5 Adjustable Shelves Plus Base
- EC Fan energy efficient motors
- Manual - slow release night-blinds
- Digital Temperature Control & Display
- LED, Shelf and Canopy lighting
- Shelf Fences and Price Ticket trips
- Standard Colour - Black Interior
- Standard Colour - Black Exterior
- Robust Trolley Bumpers

OPTIONS

- D= Dairy +1°C / +4°C
- M = Meat -1°C / +1°C
- 2 heights - 2030mm and 2280mm
- Top Mirrors
- Hang Sell Bars and Prongs
- White Interior - Ex Factory
- External decor panels painted to suit Ex Factory
- Solid Mirror End Walls (40mm)
- Panoramic Glass End Walls (40mm)
- Multiplex joining to make display line ups
- Stainless Steel Trolley Bumpers



	Model	Dimension/mm
	VVW2035D/M-R04C	1250 x 1075 x 2030
	VVW2035D/M-R06C	1875 x 1075 x 2030
	VVW2035D/M-R08C	2500 x 1075 x 2030
	VVW2035D/M-R012C	3750 x 1075 x 2030
2.0m	VVW2035D/M-RECC	2190 x 1075 x 2030



	Model	Dimension/mm
	VVW2235D/M-R04C	1250 x 1075 x 2280
	VVW2235D/M-R06C	1875 x 1075 x 2280
	VVW2235D/M-R08C	2500 x 1075 x 2280
	VVW2235D/M-R012C	3750 x 1075 x 2280
2.2m	VVW2235D/M-RECC	2190 x 1075 x 2280

REMOTE LOW HEIGHT CABINETS

DL-DELI AND MT-MEAT

GENERALFUSHI

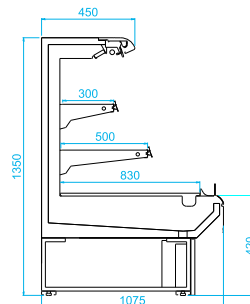
Vienna Series

STANDARD FEATURES

- EC Fan energy efficient motors
- Manual slow release night blinds
- Digital temperature display
- LED Shelf and Canopy Lighting
- Shelf Fences and Price Ticket
- Strips
- Standard Colour - Black Interior
- Standard Colour - Black Exterior
- Trolley Bumpers
- Robust Trolley Bumpers

OPTIONS

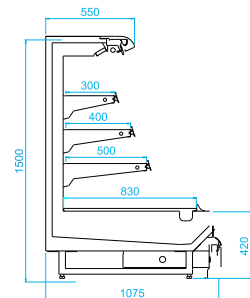
- 2 Heights:
 - 1350mm, 3 tier
 - 1500mm, 4 tier
- D= Dairy +1°C / +4°C
- M = Meat -1°C / +1°C
- Top Mirrors
- White Interior - Ex Factory
- External décor panels painted to suit ex Factory
- Solid Mirror End Walls (40mm)
- Panoramic Glass End Walls (40mm)
- Narrow 850mm deep Model
- Multiplex joining to make display Island and
- Line ups
- Stainless Steel trolley Bumpers



3 Tier

Model	Dimension/mm
VVW1342D/M-R04C	1250 x 1075 x 1350
VVW1342D/M-R06C	1875 x 1075 x 1350
VVW1342D/M-R08C	2500 x 1075 x 1350
VVW1342D/M-R012C	3750 x 1075 x 1350
VVW1342D/M-RECC	2380 x 1075 x 1350

Option with Doors



4 Tier

Model	Dimension/mm
VVW1542D/M-R04C	1250 x 1075 x 1500
VVW1542D/M-R06C	1875 x 1075 x 1500
VVW1542D/M-R08C	2500 x 1075 x 1500
VVW1542D/M-R012C	3750 x 1075 x 1500
VVW1542D/M-RECC	2380 x 1075 x 1500

STANDARD FEATURES

- EC Fan energy efficient motors
- Digital Temperature Display
- Heated self closing glass doors
- Vertical LED Mullion Lighting
- Standard Colour - Black Interior
- Standard Colour - Black Exterior
- Stainless Steel Trolley Bumpers
- Robust Trolley Bumpers

OPTIONS

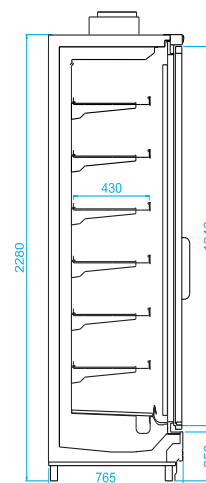
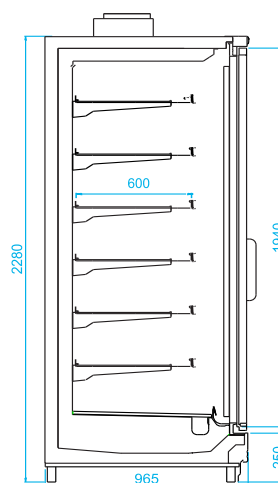
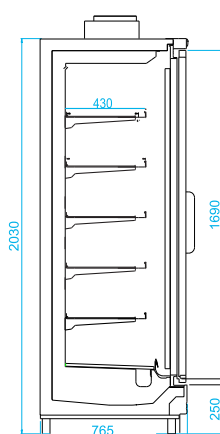
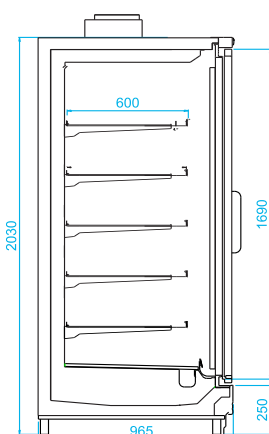
- L - Glass Door Freezer version
- D - Glass Door Chiller version
- Available in 2 heights 2030mm or 2280mm
- Available in 2 widths 765mm or 965mm
- White Interior ex factory
- External decor panels painted to suit ex factory
- Multiplex joining to make display line ups
- Solid End Wall (40mm)
- Stainless Steel Trolley Bumpers



Models: L = Freezer / D = Chiller

Wide	Dimension/mm	Height Option
VGW20L/D-R2DB (2 Door)	1500 x 965 x 2030	2280
VGW20L/D-R3DB (3 Door)	2250 x 965 x 2030	2280
VGW20L/D-R4DB (4 Door)	2500 x 965 x 2030	2280
VGW20L/D-R5DB (5 Door)	3750 x 965 x 2030	2280

Wide	Dimension/mm	Height Option
VGN20L-R2DB (2 Door)	1500 x 765 x 2030	2280
VGN20L-R3DB (3 Door)	2250 x 765 x 2030	2280
VGN20L-R4DB (4 Door)	3000 x 765 x 2030	2280
VGN20L-R5DB (5 Door)	3750 x 765 x 2030	2280

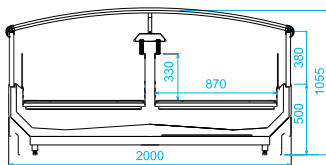


STANDARD FEATURES

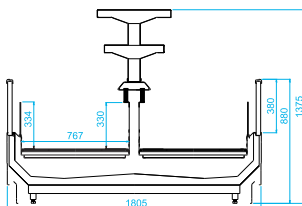
- Wide Island Supermarket style cabinet for connection to remote refrigeration system
- Energy Efficient EC Fans
- Adjustable Internal Racks
- Digital Temperature Display
- Robust Trolley Bumpers
- Can be multiplexed (joined) to make display line up seamlessly

OPTIONS

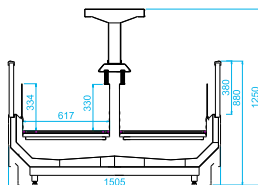
- Glass Sliding Lids
- 4 Width Options
- Wrap Around Matching Crown End Cabinet
- Black or White Interior
- Exterior Decor panels painted to suit ex-factory
- Solid or Panoramic View End Wall Options (40mm)
- Solid Walls Option
- Stainless Steel Trolley Bumpers
- Interior Dividers



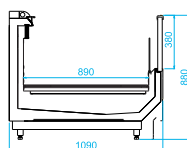
Model	Dimension/mm
VIW2088L-R06A	1875 x 2000 x 880
VIW2088L-R08A	2500 x 2000 x 880
VIW2088L-R12A	3750 x 2000 x 880
VIW2088L-RUCA	2000 x 1090 x 880



Model	Dimension/mm
VIW1888L-R06A	1875 x 1800 x 880
VIW1888L-R08A	2500 x 1800 x 880
VIW1888L-R12A	3750 x 1800 x 880
VIW1888L-RUCA	1800 x 1090 x 880



Model	Dimension/mm
VIW1588L-R06A	1875 x 1500 x 880
VIW1588L-R08A	2500 x 1500 x 880
VIW1588L-R12A	3750 x 1500 x 880
VIW1588L-RUCA	1500 x 1090 x 880



Model	Dimension/mm
VIS1188L-R06A	1875 x 1090 x 880
VIS1188L-R08A	2500 x 1090 x 880
VIS1188L-R12A	3750 x 1090 x 880
VIS1188L-RUCA	2285 x 1090 x 880



REMOTE SERVE-OVER CABINETS

DL-DELI, MT-MEAT AND F-FISH

GENERALFUSHI

Venice and Venus Series

STANDARD FEATURES

- Supermarket cabinet for connection to remote refrigeration system
- Straight Lift up front glass Serve-over
- Ventilated Refrigeration
- LED Internal Lighting
- Can be multiplexed (joined) to make display line up seamlessly
- Stainless Steel Interior Racks
- Rear Sliding Doors
- Digital Thermostat and Temperature Display

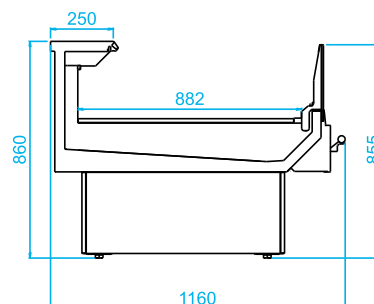
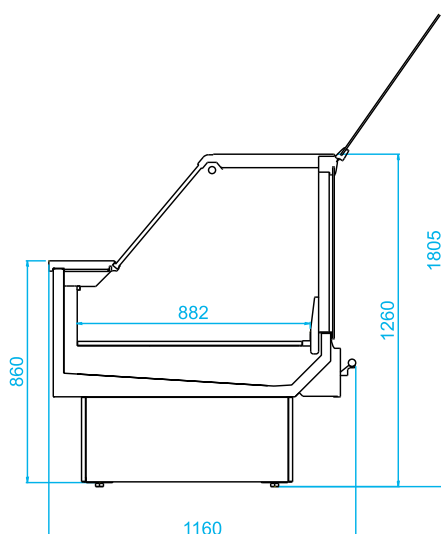


OPTIONS

- Black or White Interior
- External decor panels painted to suit ex Factory
- Solid Mirror End Walls (40mm)
- Panoramic Glass End Walls (40mm)
- Plug-In Integral Version Available
- Curved Front Glass
- Pedestal Base Option
- Scale Platform
- Stainless Steel Trolley Bumpers



Model	Dimension/mm
VSGBJM-R04VA	1250 x 1160 x 1260
VSGBJM-R06VA	1875 x 1160 x 1260
VSGBJM-R08VA	2500 x 1160 x 1260
VSGBJM-R12VA	3750 x 1075 x 1260
VSGBJM-RL0AVA	1690 x 1075 x 1260
VSGBJM-RVI0AVA	1137 x 1293 x 1260



Venus - Self Service Option



Curved Front pedestal Option

SPECIALTY DISPLAY

CROWN END OR CHEESE ISLAND

GENERALFUSHI

Villa Series

STANDARD FEATURES

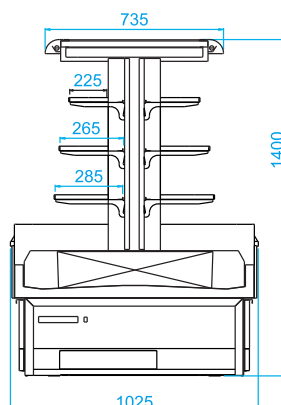
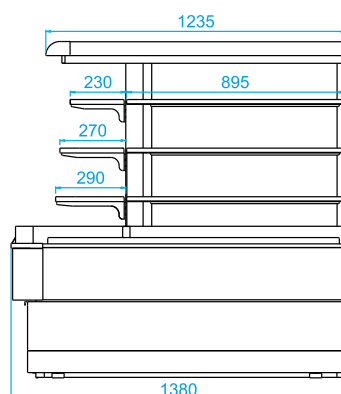
- EC Fan energy efficient motors
- Manual slow release night blinds
- Digital temperature display
- LED Shelf and Canopy Lighting
- Shelf Fences and Price Ticket Strips
- Standard Colour - Black Interior
- Standard Colour - Black Exterior

OPTIONS

- Integral or Remote Refrigeration
- Single Crown End or Join 2 cases to make Island Display
- White Interior - Ex Factory
- External décor panels painted to suit ex Factory



Model	Dimension/mm
VVB1456D	1380 x 1025 x 1400



Essentec Refrigeration Co is a leading manufacturer of compact packaged type condensing units suitable for Medium temperature and Freezer temperature applications. Essentec use leading technology for the construction of their equipment and choose only quality refrigeration components from the worlds leading manufacturers including Danfoss, Coupland, Tecumseh, ABB & EBM.



MT - MEDIUM		Nominal Capacity Conditions -5°C SST, 30°C Ambient, 20°C Suction					
Part #	Nominal HP	Capacity Kw Nom	Dimensions			Weight	Retail Price
MEDIUM TEMPERATURE			W	D	H	Kg	
EI100DGM/H-B	1	1.93	1030	380	700	50	\$3,605
EI150DGM/H-B	1.5	2.41	1030	380	700	50	\$3,865
EI250DGM/H-B	2.5	5.0	1030	380	700	72	\$4,540
EI350DGM/H-B	3.5	6.8	1120	430	800	80	\$5,385
EI500SGM/H-B	5	10.6	1120	430	1255	105	\$6,390
EI600SGM/H-B	6	12.5	1120	430	1255	110	\$6,865
EI800SGM/H-B	8	16.5	1380	480	1315	130	\$9,270
EI1000SGM/H-B	10	21.7	1470	510	1360	145	\$10,225

Other sizes available upon request - POA



LT - LOW		Nominal Capacity Conditions -25°C SST, 30°C Ambient, 20°C Suction					
Part #	Nominal HP	Capacity Kw Nom	Dimensions			Weight	Retail Price
LOW TEMPERATURE			W	D	H	Kg	
EI200DGL-B-D	2	2.18	1030	380	700	70	\$5,740
EI300DGL-B-D	3	2.95	1120	430	800	80	\$6,415
EI600SGL-B-D	6	5.24	1120	430	1255	110	\$8,735
EI900SGL-B-D	9	9.2	1470	510	1360	165	\$10,995
EI1200SGL-B-D	12	12.5	1470	510	1360	190	\$12,645

Other sizes available upon request - POA

DG = 1 Phase SG = 3 Phase M = Medium Temp L = Low Temp

Technical specifications may change without notice.

DC Fan Motor in models 100 to 800, AC Fan Motors in models 900 to 1200.

Multi functional PCB Board with LED display gives the unit ability to operate with functions such as thermostat or a pump down cycle.

Pump down function optional. Fan speed controlled by actual system load.

Units complete with as standard - filter drier, receiver, pressure relief valve, sightglass, HP/LP pressure switches, oil separator, service valves, HP&LP service gauges, crankcase heater, electrical isolater switch, contactor & overload, PCB & electrical components fully wired.

Suction accumulator and liquid line solenoid valve on LT Units only.



LED LIGHTING - COOLROOMS AND FREEZER ROOMS

25W LED Light V-W-025

1 lamp sufficient for rooms up to 2.4m³

\$49



Dimensions:	194 x 92.6 x 57.5mm	
Features:	Max power: 25W	Protection grade: IP65
	Working temperature: -40°C - 66°C	Working humidity: 10% - 95%
	Installation: ceiling/wall by screws	Colour temperature: 6000K
	Material: Aluminium lamp body base, PC cover, aluminium PCB board, waterproof LED driver, rubber cable, VDE cable	



ENERGY SAVING NIGHT BLINDS

PVC1220 Night Blinds **\$145**

Dimensions:	1220mm long x 1800mm drop
Features:	PVC Double action manual night blind
	Easy fit system suitable for most models of multidecks
	Other sizes options available- POA



DIGITAL TEMPERATURE CONTROLLERS

PJZC00000 Carel-Easy

\$195


Dimensions:	71mm x 29mm Standard mounting size
Applications:	Coolrooms/Freezer rooms, Chiller & Freezer cabinets
Features:	2 x Temperature probes
	Power Supply 240 Vac
	3 relays, Compressor 8 Amps, Defrost 8 Amps, Fans 8 Amps
	2 x NTC temp probe inputs
	1 digital or 3rd NTC temp probe input
	Internal audible alarm



ECB1000Q ELITECH - MULTI ELECTRIC CONTROL BOX

\$350

Dimensions:	262mm L x 190mm H x 85mm D Standard mounting size
Applications:	ECB-1000Q is widely used for the small and medium size cold storage, with the function of refrigeration, defrost, fan, light control, alarm and time display.
Features:	Temperature measuring range -50°~99°C
	Power Supply 220 Vac
	Relay capacity of Compressor 50A/240VAC Max
	Alarm 5A/220VAC storage temperature
	Operating temperature -5°C~60°C
	Sensor Type: NTC(10KΩ/25°C,B-3435K)



AS/NZ Compliance



MEPS Approved

The Co Sell LED Lighting System can be easily retrofitted into an existing door insert.

Upgrading from fluorescent tubes to Energy Efficient, Bright LED's makes sound commercial sense and will lift the quality of your display.



24 Watt Twin Middle LED

14 Watt Single LED



1500mm long



Meanwell LED driver

LED LIGHT COMBO's

1 door	2 x LED Tubes, 1 x Driver	\$267
2 door	3 x LED Tubes, 1 x Driver	\$480
3 door	4 x LED Tubes, 1 x Driver	\$617
4 door	5 x LED Tubes, 1 x Driver	\$834
5 door	6 x LED Tubes, 1 x Driver	\$971
6 door	8 x LED Tubes, 2 x Driver	\$1,300
7 door	9 x LED Tubes, 2 x Driver	\$1,452
8 door	10 x LED Tubes, 2 x Driver	\$1,603
9 door	11 x LED Tubes, 2 x Driver	\$1,806
10 door	12 x LED Tubes, 2 x Driver	\$2,009

Service and Installation

Our team of skilled technicians install, service and maintain all of the equipment that we sell.

We provide 24 hour/7 day service and partner with the best regional service companies to provide our customers with nationwide coverage. Integral to the success of the CoSell business is the quality of people. Both our installation teams and service technicians are highly skilled and trained in the latest techniques to meet the industry standards. Our commercial refrigeration installations teams are well regarded in the industry as being dynamic diligent technicians that are customer focused. We often exceed customers' expectations with minimal disruption to the business but great attention to detail.

Our service technicians are experts in their field and focus on providing the right solutions to improve efficiencies, reduce costs whilst future proofing our customers refrigeration needs. Maintenance of refrigeration equipment is vital in extending the commercial life of the customer's investment. It will also reduce time down time and reduce product losses.

Our National Maintenance Programme (NMP) is a customisable automated system to provide customers with assurance their equipment is kept in good working order. NMP can be designed to suit each customer site requirements. The refrigeration industry is constantly evolving, with a greater focus than ever before on Energy efficient and sustainable systems with reduced carbon emissions. Like always it's important to seek professional advice and partner with a company that recognises the value of forming great long-term relationships with its customers.

CoSell prides itself on offering sound practical advice and providing quality, cost effective solutions for its customers.



Rentals and Finance

We can offer a variety of options for rental, lease and finance on our equipment to suit our customers requirements. Let us know your needs and we'll find the best solution to suit.

Specialty Products

If you can't find what you're looking for in this catalogue please contact us and we'll let you know what options may be available from our extensive supplier network. We look forward to your enquiry.

Export

CoSell regularly supplies refrigeration equipment and expertise to customers throughout the Pacific Islands.

Care is taken to select the correct solution for the prevailing ambient conditions.

Terms and Conditions

Prices shown are ex Auckland and exclude freight and installation unless otherwise stated.

Warranty

Conditional 12 months parts and labour.

General

CoSell endeavours to keep technical product information current. Our manufacturers however are making continual improvements to their products and some specifications may change without notice and without CoSell incurring any obligation.

Branded Promotional Chillers and Freezers



Hotel/Motel Mini Bar Fridges



Specialty Products



Showroom Auckland: 210 Neilson Street, Onewhanga, Auckland

| ph: (09) 527 0701 | email: sales@cosell.co.nz

Showroom Christchurch: 6 Kennaway Road, Woolston, Christchurch

| ph: (03) 389 8268 | email: chch@cosell.co.nz